
How To Upgrade CAM6351 to Version fr20130515NSA

Application Notes

Version <1.0>



Technical Support Team

1 Preface

This document will instruct user to upgrade CAM6351 firmware from version **fr20130223NSA** to **fr20130515NSA**.

The CAM6351 firmware package includes below files:

- Main_M05D-2D2D.bin
- Module_CB07.bin
- Switch_SP2D-838.bin
- ulmage_userland

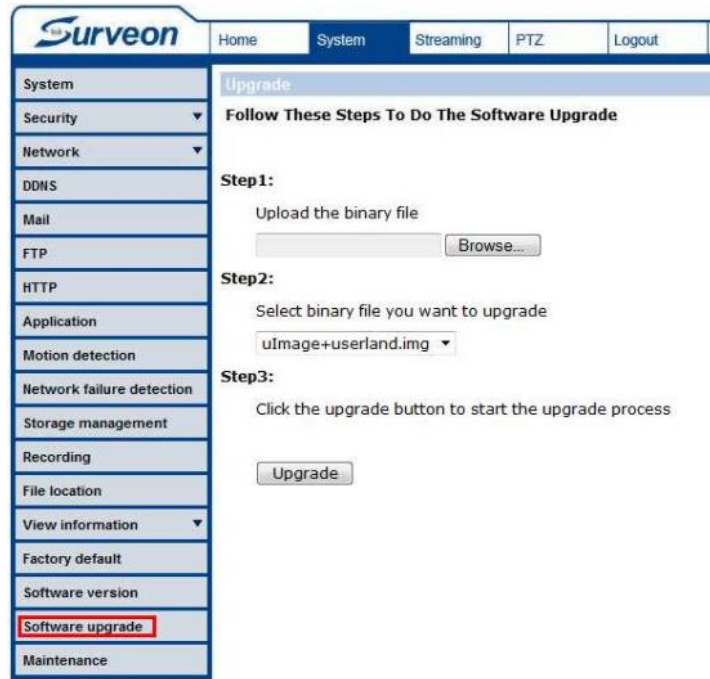
The CAM6351 need to hardware reset during upgrade process then camera IP address will return to **192.168.0.250**. To prevent IP collision we recommend upgrade one camera at one time if user has multiple CAM6351.

Generally, all software versions are same as below before upgrading the firmware. Please follow below list to determine which firmware to use and how to apply the firmware.

Software version	fr20130223NSA
Switch version	SP2D-4838
Main version	M05D-2D2D
Module version	CC114

2 Upgrade Module Version

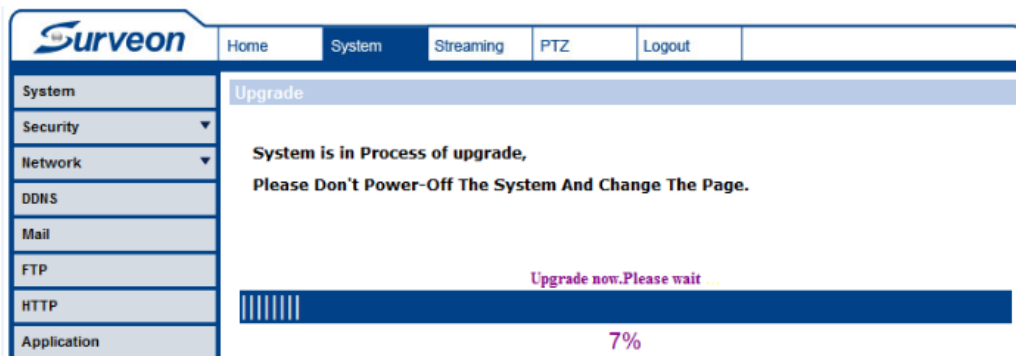
2.1 Go to System/Software upgrade.



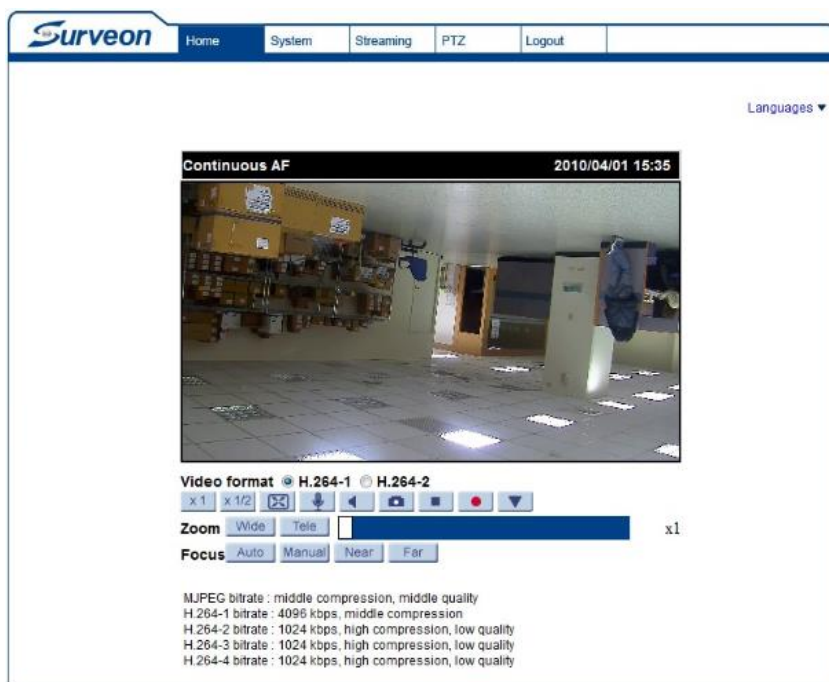
2.2 On **step 1**, click “Browse...” button then choose the firmware “**module_CB07.bin**”.

2.3 On **step 2**, choose “**module.bin**”.

2.4 On **step 3**, click “**Upgrade**” button to start to upgrade.

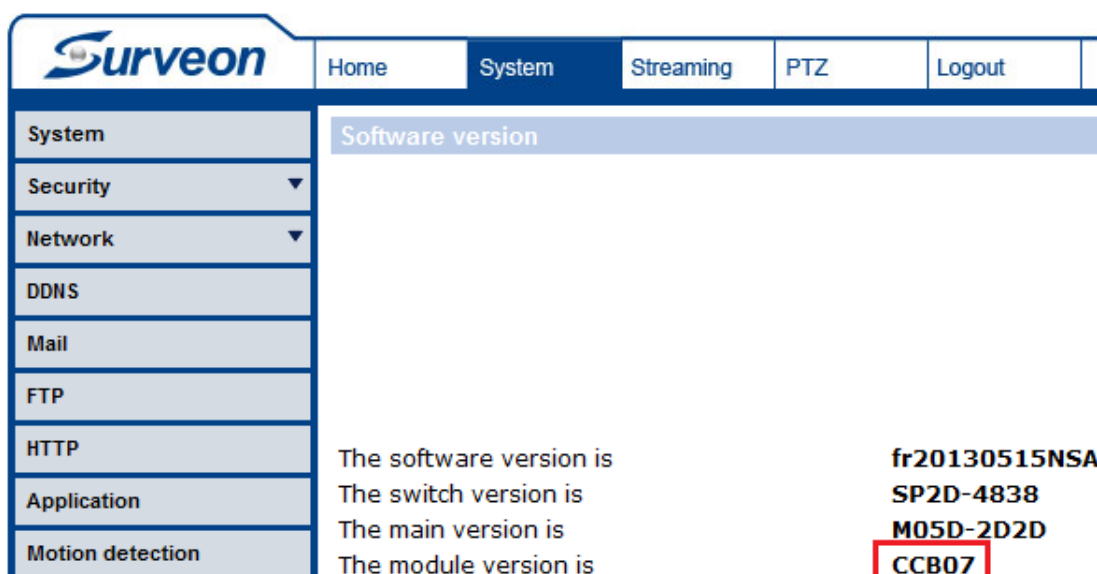


2.5 After upgrade is finished, the panel will return to “**Home**”.



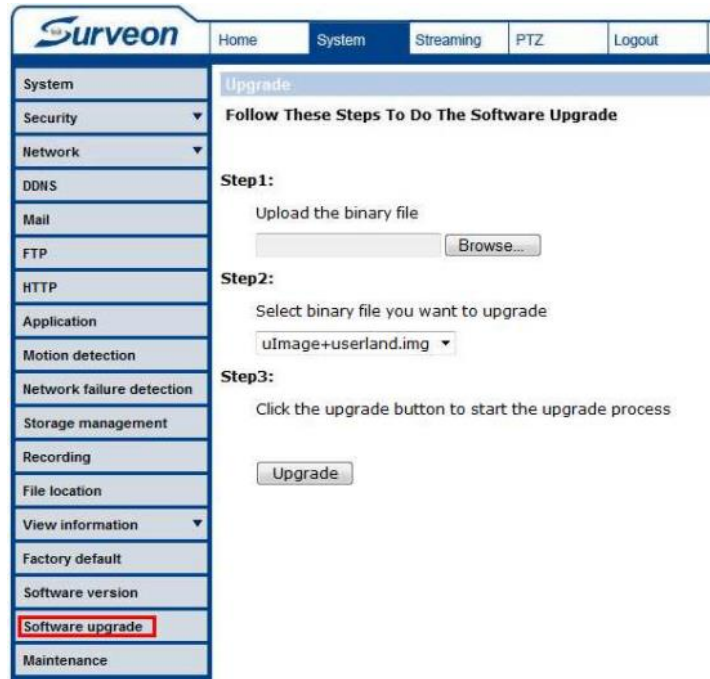
2.6 Go to System/Software version.

2.7 Check the module version is changed to **CCB07**.

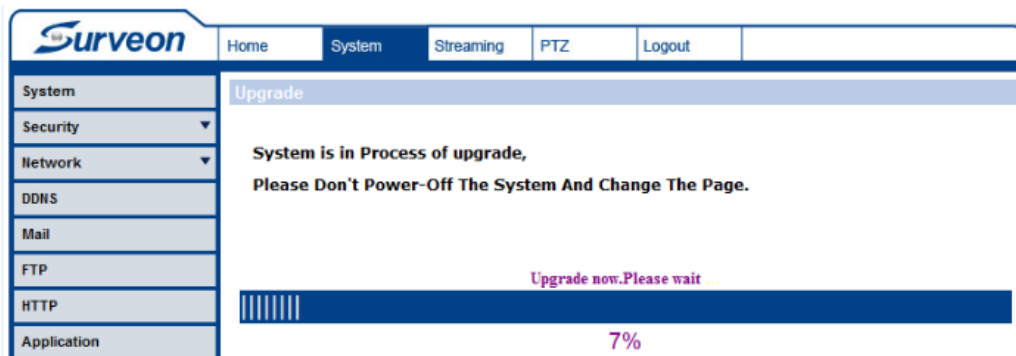


3 Upgrade Software Version

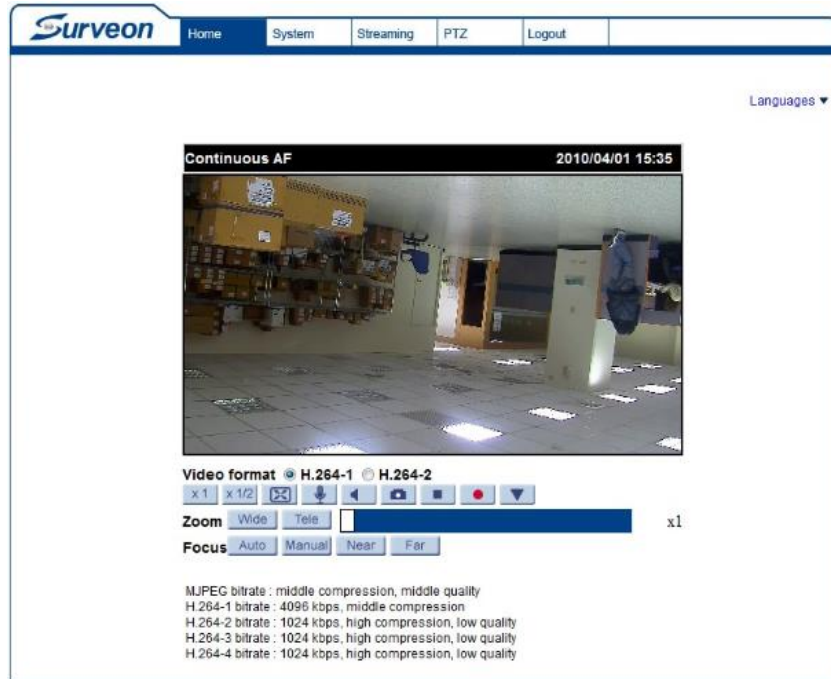
3.1 Go to System/Software upgrade.



- 3.2 On **step 1**, click “Browse...” button then choose the firmware “**ulmage_userland**”.
- 3.3 On **step 2**, choose “**ulmage + userland.img**”.
- 3.4 On **step 3**, click “**Upgrade**” button to start to upgrade.



- 3.5 After upgrade is finished, the panel will return to “**Home**”.



- 3.6 Press reset button for 5 second at the bottom of CAM6351 to reset camera to default.



- 3.7 Go to System/Software version.
- 3.8 Check the software version is changed to **fr20130515NSA**.

The screenshot shows the Surveon web interface. The top navigation bar includes 'Home', 'System', 'Streaming', 'PTZ', and 'Logout'. The 'System' menu is expanded, showing options like 'System', 'Security', 'Network', 'DDNS', 'Mail', 'FTP', 'HTTP', 'Application', and 'Motion detection'. The 'Software version' section displays the following information:

The software version is	fr20130515NSA
The switch version is	SP2D-4838
The main version is	M05D-2D2D
The module version is	CCB07

3.9 Please check all software version are same as below after upgrading the firmware.

Software version	fr20130515NSA
Switch version	SP2D-4838
Main version	M05D-2D2D
Module version	CCB07